

PUKEPOTO SCHOOL

FINANCIAL STATEMENTS

FOR THE YEAR ENDED 31 DECEMBER 2017

School Address: Awaroa Pukepoto Road, KAITAIA

School Postal Address: RD 1, KAITAIA, 0481

School Phone: 09 409 4557

School Email: admin@pukepoto.school.nz

Ministry Number: 1087

PUKEPOTO SCHOOL

Financial Statements - For the year ended 31 December 2017

Index

Page	Statement
1	Statement of Responsibility
2	Statement of Comprehensive Revenue and Expense
3	Statement of Changes in Net Assets/Equity
4	Statement of Financial Position
5	Statement of Cash Flows
6 - 11	Statement of Accounting Policies
12 - 19	Notes to the Financial Statements

Pukepoto School

Statement of Responsibility


For the year ended 31 December 2017

The Board of Trustees accepts responsibility for the preparation of the annual financial statements and the judgements used in these financial statements.


The management (including the principal and others as directed by the Board) accepts responsibility for establishing and maintaining a system of internal controls designed to provide reasonable assurance as to the integrity and reliability of the school's financial reporting.

It is the opinion of the Board and management that the annual financial statements for the financial year ended 31 December 2017 fairly reflects the financial position and operations of the school.

The School's 2017 financial statements are authorised for issue by the Board.




Full Name of Board Chairperson




Signature of Board Chairperson

31-5-18

Date:



Full Name of Principal



Signature of Principal

30/5/18

Date:

Pukepoto School
Statement of Comprehensive Revenue and Expense
For the year ended 31 December 2017

	Notes	2017 Actual \$	2017 Budget (Unaudited) \$	2016 Actual \$
Revenue				
Government Grants	2	540,246	542,386	516,957
Locally Raised Funds	3	48,085	-	15,588
Interest Earned		904	-	1,066
		<hr/>	<hr/>	<hr/>
		589,235	542,386	533,611
Expenses				
Locally Raised Funds	3	10,085	2,500	5,940
Learning Resources	4	358,569	349,237	351,185
Administration	5	38,902	43,681	42,068
Finance Costs		1,098	831	1,434
Property	6	136,739	129,349	151,077
Depreciation	7	21,975	22,218	23,059
Transport		8,708	8,000	8,267
		<hr/>	<hr/>	<hr/>
		576,076	555,816	583,030
Net Surplus / (Deficit)		13,159	(13,430)	(49,419)
Other Comprehensive Revenue and Expenses		-	-	-
Total Comprehensive Revenue and Expense for the Year		<hr/> <hr/>	<hr/> <hr/>	<hr/> <hr/>
		13,159	(13,430)	(49,419)

The above Statement of Comprehensive Revenue and Expense should be read in conjunction with the accompanying notes.

Pukepoto School
Statement of Changes in Net Assets/Equity
For the year ended 31 December 2017

	Actual 2017 \$	Budget (Unaudited) 2017 \$	Actual 2016 \$
Balance at 1 January	<u>76,813</u>	<u>76,813</u>	<u>124,131</u>
Total comprehensive revenue and expense for the year	13,159	(13,430)	(49,419)
Capital Contributions from the Ministry of Education			
Contribution - Furniture and Equipment Grant	-	-	2,101
Equity at 31 December	<u>89,972</u>	<u>63,383</u>	<u>76,813</u>
Retained Earnings	89,972	63,383	76,813
Equity at 31 December	<u>89,972</u>	<u>63,383</u>	<u>76,813</u>

The above Statement of Changes in Net Assets/Equity should be read in conjunction with the accompanying notes.

Pukepoto School
Statement of Financial Position

As at 31 December 2017


	Notes	2017 Actual \$	2017 Budget (Unaudited) \$	2016 Actual \$
Current Assets				
Cash and Cash Equivalents	8	50,181	11,887	1,998
Accounts Receivable	9	17,506	21,764	18,924
GST Receivable		2,313	15,647	4,317
Prepayments		598	302	288
Investments	10	7,195	16,458	7,011
Livestock		2,143	2,143	2,143
		<u>79,936</u>	<u>68,201</u>	<u>34,681</u>
Current Liabilities				
Accounts Payable	12	78,838	84,564	50,018
Provision for Cyclical Maintenance	13	19,033	-	18,827
Finance Lease Liability - Current Portion	14	5,592	2,842	4,213
Funds held for Capital Works Projects	15	6,413	-	-
		<u>109,876</u>	<u>87,406</u>	<u>73,058</u>
Working Capital Surplus/(Deficit)		(29,940)	(19,205)	(38,377)
Non-current Assets				
Property, Plant and Equipment	11	153,841	119,814	146,520
		<u>153,841</u>	<u>119,814</u>	<u>146,520</u>
Non-current Liabilities				
Provision for Cyclical Maintenance	13	30,325	36,500	24,500
Finance Lease Liability	14	3,604	726	6,830
		<u>33,929</u>	<u>37,226</u>	<u>31,330</u>
Net Assets		<u><u>89,972</u></u>	<u><u>63,383</u></u>	<u><u>76,813</u></u>
Equity		<u><u>89,972</u></u>	<u><u>63,383</u></u>	<u><u>76,813</u></u>



 Signature of Board Chairperson

21-5-18

 Date:



 Signature of Principal

30/5/18

 Date:

The above Statement of Financial Position should be read in conjunction with the accompanying notes.

Pukepoto School
Statement of Cash Flows
For the year ended 31 December 2017

	2017	2017	2016
Note	Actual \$	Budget (Unaudited) \$	Actual \$
Cash flows from Operating Activities			
Government Grants	151,783	149,400	153,592
Locally Raised Funds	48,085	(500)	16,087
Goods and Services Tax (net)	2,004	-	11,330
Payments to Employees	(48,030)	(68,600)	(81,533)
Payments to Suppliers	(80,926)	(126,965)	(116,715)
Interest Paid	(1,098)	(831)	(1,434)
Interest Received	886	-	1,134
Net cash from / (to) the Operating Activities	72,704	(47,496)	(17,539)
Cash flows from Investing Activities			
Purchase of PPE (and Intangibles)	(26,436)	-	(3,525)
Net cash from / (to) the Investing Activities	(26,436)	-	(3,525)
Cash flows from Financing Activities			
Furniture and Equipment Grant	-	-	2,101
Finance Lease Payments	(4,498)	(4,080)	(5,526)
Funds Held for Capital Works Projects	6,413	-	-
Net cash from Financing Activities	1,915	(4,080)	(3,425)
Net increase/(decrease) in cash and cash equivalents	48,183	(51,576)	(24,489)
Cash and cash equivalents at the beginning of the year	8 1,998	63,463	26,487
Cash and cash equivalents at the end of the year	8 50,181	11,887	1,998

The statement of cash flows records only those cash flows directly within the control of the School. This means centrally funded teachers' salaries and the use of land and buildings grant and expense have been excluded.

The above Cash Flow Statement should be read in conjunction with the accompanying notes.

Pukepoto School

Notes to the Financial Statements

1. Statement of Accounting Policies

For the year ended 31 December 2017

a) Reporting Entity

Pukepoto School (the School) is a Crown entity as specified in the Crown Entities Act 2004 and a school as described in the Education Act 1989. The Board of Trustees (the Board) is of the view that the School is a public benefit entity for financial reporting purposes.

b) Basis of Preparation

Reporting Period

The financial reports have been prepared for the period 1 January 2017 to 31 December 2017 and in accordance with the requirements of the Public Finance Act 1989.

Basis of Preparation

The financial statements have been prepared on a going concern basis, and the accounting policies have been consistently applied throughout the period.

Financial Reporting Standards Applied

The Education Act 1989 requires the School, as a Crown entity, to prepare financial statements in accordance with generally accepted accounting practice. The financial statements have been prepared in accordance with generally accepted accounting practice in New Zealand, applying Public Sector Public Benefit Entity (PBE) Standards Reduced Disclosure Regime as appropriate to public benefit entities that qualify for Tier 2 reporting. The school is considered a Public Benefit Entity as it meets the criteria specified as "having a primary objective to provide goods and/or services for community or social benefit and where any equity has been provided with a view to supporting that primary objective rather than for financial return to equity holders".

PBE Accounting Standards Reduced Disclosure Regime

The School qualifies for Tier 2 as the school is not publicly accountable and is not considered large as it falls below the expenditure threshold of \$30 million per year. All relevant reduced disclosure concessions have been taken.

Measurement Base

The financial statements are prepared on the historical cost basis unless otherwise noted in a specific accounting policy.

Presentation Currency

These financial statements are presented in New Zealand dollars, rounded to the nearest dollar.

Specific Accounting Policies

The accounting policies used in the preparation of these financial statements are set out below.

Critical Accounting Estimates And Assumptions

The preparation of financial statements requires management to make judgements, estimates and assumptions that affect the application of accounting policies and the reported amounts of assets, liabilities, revenue and expenses. Actual results may differ from these estimates.

Estimates and underlying assumptions are reviewed on an ongoing basis. Revisions to accounting estimates are recognised in the period in which the estimate is revised and in any future periods affected.

Useful lives of property, plant and equipment

The School reviews the estimated useful lives of property, plant and equipment at the end of each reporting date. The School believes that the estimated useful lives of the property, plant and equipment as disclosed in the Significant Accounting Policies are appropriate to the nature of the property, plant and equipment at reporting date. Property, plant and equipment is disclosed at note 11.

Critical Judgements in applying accounting policies

Management has exercised the following critical judgements in applying accounting policies:

Classification of leases

The School reviews the details of lease agreements at the end of each reporting date. The School believes the classification of each lease as either operation or finance is appropriate and reflects the nature of the agreement in place. Finance leases are disclosed at note 14.

Recognition of grants

The School reviews the grants monies received at the end of each reporting period and whether any require a provision to carryforward amounts unspent. The School believes all grants received have been appropriately recognised as a liability if required. Government grants are disclosed at note 2.

c) Revenue Recognition

Government Grants

The school receives funding from the Ministry of Education. The following are the main types of funding that the School receives;

Operational grants are recorded as revenue when the School has the rights to the funding, which is in the year that the funding is received.

Teachers salaries grants are recorded as revenue when the School has the rights to the funding in the salary period they relate to. The grants are not received in cash by the School and are paid directly to teachers by the Ministry of Education.

Use of land and buildings grants are recorded as revenue in the period the School uses the land and buildings. These are not received in cash by the School as they equate to the deemed expense for using the land and buildings which are owned by the Crown.

Other Grants

Other grants are recorded as revenue when the School has the rights to the funding, unless there are unfulfilled conditions attached to the grant, in which case the amount relating to the unfulfilled conditions is recognised as a liability and released to revenue as the conditions are fulfilled.

Donations, Gifts and Bequests

Donations, gifts and bequests are recorded as revenue when their receipt is formally acknowledged by the School.

Interest Revenue

Interest Revenue earned on cash and cash equivalents and investments is recorded as revenue in the period it is earned.

d) Use of Land and Buildings Expense

The property from which the School operates is owned by the Crown and managed by the Ministry of Education on behalf of the Crown. The School's use of the land and buildings as occupant is based on a property occupancy document as gazetted by the Ministry. The expense is based on an assumed market rental yield on the value of land and buildings as used for rating purposes. This is a non-cash expense that is offset by a non-cash grant from the Ministry.

e) Operating Lease Payments

Payments made under operating leases are recognised in the Statement of Comprehensive Revenue and Expense on a straight line basis over the term of the lease.

f) Finance Lease Payments

Finance lease payments are apportioned between the finance charge and the reduction of the outstanding liability. The finance charge is allocated to each period during the lease term on an effective interest basis.

g) Cash and Cash Equivalents

Cash and cash equivalents include cash on hand, bank balances, deposits held at call with banks, and other short term highly liquid investments with original maturities of 90 days or less, and bank overdrafts. The carrying amount of cash and cash equivalents represent fair value.

h) Accounts Receivable

Accounts Receivable represents items that the School has issued invoices for or accrued for, but has not received payment for at year end. Receivables are initially recorded at fair value and subsequently recorded at the amount the School realistically expects to receive. A receivable is considered uncollectable where there is objective evidence the School will not be able to collect all amounts due. The amount that is uncollectable (the provision for uncollectibility) is the difference between the amount due and the present value of the amounts expected to be collected.

i) Inventories

Inventories are consumable items held for sale and comprise of stationery and school uniforms. They are stated at the lower of cost and net realisable value. Cost is determined on a first in, first out basis. Net realisable value is the estimated selling price in the ordinary course of activities less the estimated costs necessary to make the sale. Any write down from cost to net realisable value is recorded as an expense in the Statement of Comprehensive Revenue and Expense in the period of the write down.

j) Investments

Bank term deposits for periods exceeding 90 days are classified as investments and are initially measured at the amount invested. Interest is subsequently accrued and added to the investment balance. After initial recognition bank term deposits are measured at amortised cost using the effective interest method less impairment.

Investments that are shares are categorised as "available for sale" for accounting purposes in accordance with financial reporting standards. Share investments are recognised initially by the School at fair value plus transaction costs. At balance date the School has assessed whether there is any evidence that an investment is impaired. Any impairment, gains or losses are recognised in the Statement of Comprehensive Revenue and Expense.

After initial recognition any investments categorised as available for sale are measured at their fair value without any deduction for transaction costs the school may incur on sale or other disposal.

The School has met the requirements under section 28 of schedule 6 of the Education Act 1989 in relation to the acquisition of securities.

k) Property, Plant and Equipment

Land and buildings owned by the Crown are excluded from these financial statements. The Board's use of the land and buildings as 'occupant' is based on a property occupancy document.

Improvements to buildings owned by the Crown are recorded at cost, less accumulated depreciation and impairment losses.

Property, plant and equipment are recorded at cost or, in the case of donated assets, fair value at the date of receipt, less accumulated depreciation and impairment losses. Cost or fair value as the case may be, includes those costs that relate directly to bringing the asset to the location where it will be used and making sure it is in the appropriate condition for its intended use.

Property, plant and equipment acquired with individual values under \$1000 are not capitalised, they are recognised as an expense in the Statement of Comprehensive Revenue and Expense.

Gains and losses on disposals (*i.e.* sold or given away) are determined by comparing the proceeds received with the carrying amounts (*i.e.* the book value). The gain or loss arising from the disposal of an item of property, plant and equipment is recognised in the Statement of Comprehensive Revenue and Expense.

Leased Assets

Leases where the School assumes substantially all the risks and rewards of ownership are classified as finance leases. The assets acquired by way of finance lease are measured at an amount equal to the lower of their fair value and the present value of the minimum lease payments at inception of the lease, less accumulated depreciation and impairment losses. Leased assets and corresponding liability are recognised in the Statement of Financial Position and leased assets are depreciated over the period the School is expected to benefit from their use or over the term of the lease.

Depreciation

Property, plant and equipment except for library resources are depreciated over their estimated useful lives on a straight line basis. Library resources are depreciated on a diminishing value basis. Depreciation of all assets is reported in the Statement of Comprehensive Revenue and Expense.

The estimated useful lives of the assets are:

Buildings	40 years
Furniture and Equipment	5-18 years
Information and Communication	4 years
Motor Vehicles	5 years
Leased Assets	3-5 years
Library Resources	8 years

Leased assets are depreciated over the life of the lease.

l) Intangible Assets

Software costs

Computer software acquired by the School are capitalised on the basis of the costs incurred to acquire and bring to use the specific software. Costs associated with subsequent maintenance or licensing of software are recognised as an expense in the Statement of Comprehensive Revenue and Expense when incurred.

Computer software licences with individual values under \$1,000 are not capitalised, they are recognised as an expense in the Statement of Comprehensive Revenue and Expense when incurred.

Computer software that the school receives from the Ministry of Education is normally acquired through a non-exchange transaction and is not of a material amount. It's fair value can be assessed at time of acquisition if no other methods lead to a fair value determination. Computer software purchased directly from suppliers at market rates are considered exchange transactions and the fair value is the amount paid for the software.

The carrying value of software is amortised on a straight line basis over its useful life. The useful life of software is estimated as three years. The amortisation charge for each period and any impairment loss is recorded in the Statement of Comprehensive Revenue and Expense.

m) Impairment of property, plant, and equipment and Intangible assets

The school does not hold any cash generating assets. Assets are considered cash generating where their primary objective is to generate a commercial return.

Non cash generating assets

Property, plant, and equipment and intangible assets held at cost that have a finite useful life are reviewed for impairment whenever events or changes in circumstances indicate that the carrying amount may not be recoverable. An impairment loss is recognised for the amount by which the asset's carrying amount exceeds its recoverable service amount. The recoverable service amount is the higher of an asset's fair value less costs to sell and value in use.

Value in use is determined using an approach based on either a depreciated replacement cost approach, restoration cost approach, or a service units approach. The most appropriate approach used to measure value in use depends on the nature of the impairment and availability of information.

If an asset's carrying amount exceeds its recoverable service amount, the asset is regarded as impaired and the carrying amount is written down to the recoverable amount. The total impairment loss is recognised in the surplus or deficit.

The reversal of an impairment loss is recognised in the surplus or deficit.

n) Accounts Payable

Accounts Payable represents liabilities for goods and services provided to the School prior to the end of the financial year which are unpaid. Accounts Payable are recorded at the amount of cash required to settle those liabilities. The amounts are unsecured and are usually paid within 30 days of recognition.

o) Employee Entitlements*Short-term employee entitlements*

Employee benefits that are due to be settled within 12 months after the end of the period in which the employee renders the related service are measured based on accrued entitlements at current rates of pay.

These include salaries and wages accrued up to balance date, annual leave earned to but not yet taken at balance date.

Long-term employee entitlements

Employee benefits that are due to be settled beyond 12 months after the end of the period in which the employee renders the related service, such as long service leave and retirement gratuities, have been calculated on an actuarial basis. The calculations are based on:

- likely future entitlements accruing to staff, based on years of service, years to entitlement, the likelihood that staff will reach the point of entitlement, and contractual entitlement information; and
- the present value of the estimated future cash flows

p) Revenue Received in Advance

Revenue received in advance relates to fees received from students and grants received where there are unfulfilled obligations for the School to provide services in the future. The fees are recorded as revenue as the obligations are fulfilled and the fees earned.

The School holds sufficient funds to enable the refund of unearned fees in relation to international students, should the School be unable to provide the services to which they relate.

q) Funds Held in Trust

Funds are held in trust where they have been received by the School for a specified purpose, or are being held on behalf of a third party and these transactions are not recorded in the Statement of Revenue and Expense.. The School holds sufficient funds to enable the funds to be used for their intended purpose at any time.

r) Shared Funds

Shared Funds are held on behalf of a cluster of participating schools as agreed with the Ministry of Education. The cluster of schools operate activities outside of school control. These amounts are not recorded in the Statement of Revenue and Expense. The School holds sufficient funds to enable the funds to be used for their intended purpose.

s) Provision for Cyclical Maintenance

The property from which the School operates is owned by the Crown, and is vested in the Ministry. The Ministry has gazetted a property occupancy document that sets out the Board's property maintenance responsibilities. The Board is responsible for maintaining the land, buildings and other facilities on the School site in a state of good order and repair.

Cyclical maintenance, which involves painting the interior and exterior of the School, makes up the most significant part of the Board's responsibilities outside day-to-day maintenance. The provision for cyclical maintenance represents the obligation the Board has to the Ministry and is based on the Board's ten year property plan (10YPP).

t) Financial Assets and Liabilities

The School's financial assets comprise cash and cash equivalents, accounts receivable, and investments. All of these financial assets, except for investments that are shares, are categorised as "loans and receivables" for accounting purposes in accordance with financial reporting standards.

Investments that are shares are categorised as "available for sale" for accounting purposes in accordance with financial reporting standards.

The School's financial liabilities comprise accounts payable, borrowings, finance lease liability, and painting contract liability. All of these financial liabilities are categorised as "financial liabilities measured at amortised cost" for accounting purposes in accordance with financial reporting standards.

u) Borrowings

Borrowings are recognised at the amount borrowed. Borrowings are classified as current liabilities unless the School has an unconditional right to defer settlement of the liability for at least 12 months after the balance date.

v) Goods and Services Tax (GST)

The financial statements have been prepared on a GST exclusive basis, with the exception of accounts receivable and accounts payable which are stated as GST inclusive.

The net amount of GST paid to, or received from, the IRD, including the GST relating to investing and financing activities, is classified as a net operating cash flow in the statements of cash flows.

Commitments and contingencies are disclosed exclusive of GST.

w) Budget Figures

The budget figures are extracted from the School budget that was approved by the Board at the start of the year.

x) Services received in-kind

From time to time the School receives services in-kind, including the time of volunteers. The School has elected not to recognise services received in kind in the Statement of Comprehensive Revenue and Expense.

2. Government Grants

	2017 Actual \$	2017 Budget (Unaudited) \$	2016 Actual \$
Operational grants	159,788	149,400	149,021
Teachers' salaries grants	276,975	308,087	276,767
Use of Land and Buildings grants	92,639	84,899	84,944
Resource teachers learning and behaviour grants	3,780	-	1,080
Other MoE Grants	7,064	-	5,145
	<u>540,246</u>	<u>542,386</u>	<u>516,957</u>

3. Locally Raised Funds

Local funds raised within the School's community are made up of:

	2017 Actual \$	2017 Budget (Unaudited) \$	2016 Actual \$
Revenue			
Donations	34,358	-	2,854
Fundraising	2,249	-	2,734
Other revenue	8,640	-	8,640
Trading	448	-	35
Activities	2,390	-	1,325
	<u>48,085</u>	<u>-</u>	<u>15,588</u>
Expenses			
Activities	7,344	500	1,739
Fundraising (costs of raising funds)	336	-	2,229
Other Locally Raised Funds Expenditure	2,405	2,000	1,972
	<u>10,085</u>	<u>2,500</u>	<u>5,940</u>
<i>Surplus for the year Locally raised funds</i>	<u>38,000</u>	<u>(2,500)</u>	<u>9,648</u>

4. Learning Resources

	2017 Actual \$	2017 Budget (Unaudited) \$	2016 Actual \$
Curricular	8,233	7,850	6,794
Library resources	354	100	463
Employee benefits - salaries	343,175	337,087	337,620
Staff development	2,694	2,200	2,281
R&m & Purchases <\$1,000	4,113	2,000	4,027
	<u>358,569</u>	<u>349,237</u>	<u>351,185</u>

5. Administration

	2017 Actual \$	2017 Budget (Unaudited) \$	2016 Actual \$
Audit Fee	3,500	3,500	3,450
Board of Trustees Fees	4,420	4,000	4,290
Board of Trustees Expenses	288	650	660
Communication	2,084	3,050	2,044
Consumables	2,460	3,000	3,300
Operating Lease	593	481	844
Other	1,849	2,400	2,597
Employee Benefits - Salaries	18,193	20,100	18,278
Insurance	475	600	411
Service Providers, Contractors and Consultancy	5,040	6,000	6,194
	<u>38,902</u>	<u>43,681</u>	<u>42,068</u>

6. Property

	2017 Actual \$	2017 Budget (Unaudited) \$	2016 Actual \$
Caretaking and Cleaning Consumables	3,247	1,200	992
Cyclical Maintenance Expense	6,031	8,250	17,827
Grounds	3,596	2,800	6,993
Heat, Light and Water	10,328	10,900	11,536
Repairs and Maintenance	3,426	1,800	10,747
Use of Land and Buildings	92,639	84,899	84,944
Employee Benefits - Salaries	17,472	19,500	18,038
	<u>136,739</u>	<u>129,349</u>	<u>151,077</u>

The use of land and buildings figure represents 8% of the school's total property value. This is used as a 'proxy' for the market rental of the property. Property values are established as part of the nation-wide revaluation exercise that is conducted every 30 June for the Ministry of Education's year-end reporting purposes.

7. Depreciation

	2017 Actual \$	2017 Budget (Unaudited) \$	2016 Actual \$
Buildings	1,899	1,830	1,899
Building Improvements	2,366	2,280	2,366
Furniture and Equipment	9,661	7,056	7,324
Information and Communication Technology	3,679	6,453	6,697
Motor Vehicles	-	527	547
Leased Assets	4,022	3,745	3,887
Library Resources	348	327	339
	<u>21,975</u>	<u>22,218</u>	<u>23,059</u>

8. Cash and Cash Equivalents

	2017 Actual \$	2017 Budget (Unaudited) \$	2016 Actual \$
Cash on Hand	200	-	200
ASB 02 Main A/C	49,930	11,887	1,747
ASB 50 Account	1	-	1
Bus Float	50	-	50
Cash equivalents and bank overdraft for Cash Flow Statement	<u>50,181</u>	<u>11,887</u>	<u>1,998</u>

The carrying value of short-term deposits with maturity dates of 90 days or less approximates their fair value.

Of the \$50,181 Cash and Cash Equivalents, \$7,213 is held by the School on behalf of the Ministry of Education. These funds are required to be spent in 2018 on Crown owned school buildings under the School's Five Year Property Plan.

9. Accounts Receivable

	2017 Actual \$	2017 Budget (Unaudited) \$	2016 Actual \$
Receivables	333	235	252
Receivables from the Ministry of Education	534	-	-
Interest Receivable	18	68	-
Teacher Salaries Grant Receivable	16,621	21,461	18,672
	<u>17,506</u>	<u>21,764</u>	<u>18,924</u>
Receivables from Exchange Transactions	885	303	252
Receivables from Non-Exchange Transactions	16,621	21,461	18,672
	<u>17,506</u>	<u>21,764</u>	<u>18,924</u>

10. Investments

The School's investment activities are classified as follows:

	2017 Actual \$	2017 Budget (Unaudited) \$	2016 Actual \$
Current Asset			
Short-term Bank Deposits	7,195	16,458	7,011

11. Property, Plant and Equipment

2017	Opening Balance (NBV) \$	Additions \$	Disposals \$	Impairment \$	Depreciation \$	Total (NBV) \$
Buildings	50,486	-	-	-	(1,899)	48,587
Building Improvements	41,481	-	-	-	(2,366)	39,115
Furniture and Equipment	37,167	26,436	-	-	(9,661)	53,942
Information and Communication Tech	6,491	2,783	-	-	(3,679)	5,595
Leased Assets	9,559	-	-	-	(4,022)	5,537
Library Resources	1,336	77	-	-	(348)	1,065
Balance at 31 December 2017	<u>146,520</u>	<u>29,296</u>	<u>-</u>	<u>-</u>	<u>(21,975)</u>	<u>153,841</u>

2017	Cost or Valuation \$	Accumulated Depreciation \$	Net Book Value \$
Buildings	75,968	(27,381)	48,587
Building Improvements	94,642	(55,527)	39,115
Furniture and Equipment	208,136	(154,194)	53,942
Information and Communication	83,711	(78,116)	5,595
Motor Vehicles	3,200	(3,200)	-
Leased Assets	18,160	(12,623)	5,537
Library Resources	50,077	(49,012)	1,065
Balance at 31 December 2017	<u>533,894</u>	<u>(380,053)</u>	<u>153,841</u>

2016	Opening Balance (NBV) \$	Additions \$	Disposals \$	Impairment \$	Depreciation \$	Total (NBV) \$
Buildings	52,385	-	-	-	(1,899)	50,486
Building Improvements	43,847	-	-	-	(2,366)	41,481
Furniture and Equipment	44,491	-	-	-	(7,324)	37,167
Information and Communication Tech	9,663	3,525	-	-	(6,697)	6,491
Motor Vehicles	547	-	-	-	(547)	-
Leased Assets	10,514	2,932	-	-	(3,887)	9,559
Library Resources	1,675	-	-	-	(339)	1,336
Balance at 31 December 2016	163,122	6,457	-	-	(23,059)	146,520

2016	Cost or Valuation \$	Accumulated Depreciation \$	Net Book Value \$
Buildings	75,968	(25,482)	50,486
Building Improvements	94,642	(53,161)	41,481
Furniture and Equipment	181,700	(144,533)	37,167
Information and Communication	80,929	(74,438)	6,491
Motor Vehicles	3,200	(3,200)	-
Leased Assets	18,160	(8,601)	9,559
Library Resources	50,000	(48,664)	1,336
Balance at 31 December 2016	504,599	(358,079)	146,520

12. Accounts Payable

	2017 Actual \$	2017 Budget (Unaudited) \$	2016 Actual \$
Operating creditors	4,447	62,114	10,752
Accruals	3,600	-	3,968
Capital accruals for PPE items	89	-	-
Banking staffing overuse	53,568	-	16,280
Employee Entitlements - salaries	16,621	21,461	18,672
Employee Entitlements - leave accrual	613	989	346
	78,838	84,564	50,018
Payables for Exchange Transactions	25,270	84,564	33,738
Payables for Non-exchange Transactions - Taxes Payable (PAYE and Rates)	-	-	-
Payables for Non-exchange Transactions - Other	53,568	-	16,280
	78,838	84,564	50,018

The carrying value of payables approximates their fair value.

13. Provision for Cyclical Maintenance

	2017 Actual \$	2017 Budget (Unaudited) \$	2016 Actual \$
Provision at the Start of the Year	43,327	49,250	25,500
Increase to the Provision During the Year	6,031	8,250	17,827
Use of the Provision During the Year	-	(21,000)	-
Provision at the End of the Year	<u>49,358</u>	<u>36,500</u>	<u>43,327</u>
Cyclical Maintenance - Current	19,033	-	18,827
Cyclical Maintenance - Term	30,325	36,500	24,500
	<u>49,358</u>	<u>36,500</u>	<u>43,327</u>

14. Finance Lease Liability

The School has entered into a number of finance lease agreements for computers and other ICT equipment. Minimum lease payments payable:

	2017 Actual \$	2017 Budget (Unaudited) \$	2016 Actual \$
No Later than One Year	6,016	2,842	5,044
Later than One Year and no Later than Five Years	3,663	726	7,313
Future finance charges	(483)	-	(1,314)
	<u>9,196</u>	<u>3,568</u>	<u>11,043</u>

15. Funds Held (Owed) for Capital Works Projects

During the year the School received and applied funding from the Ministry of Education for the following capital works projects:

	2017	Opening Balances \$	Receipts from MoE \$	Payments \$	BOT Contribution/ (Write-off to R&M)	Closing Balances \$
Electrical Works	<i>in progress</i>	-	8,213	1,000	-	7,213
Roofing and Building Works	<i>in progress</i>	-	-	800	-	(800)
Totals		<u>-</u>	<u>8,213</u>	<u>1,800</u>	<u>-</u>	<u>6,413</u>

Represented by:

Funds Held on Behalf of the Ministry of Education	7,213
Funds Due from the Ministry of Education	(800)
	<u>6,413</u>

	2016	Opening Balances \$	Receipts from MoE \$	Payments \$	BOT Contribution/ (Write-off to R&M)	Closing Balances \$
Totals		<u>-</u>	<u>-</u>	<u>-</u>	<u>-</u>	<u>-</u>

16. Related Party Transactions

The School is a controlled entity of the Crown, and the Crown provides the major source of revenue to the school. The school enters into transactions with other entities also controlled by the Crown, such as government departments, state-owned enterprises and other Crown entities. Transactions with these entities are not disclosed as they occur on terms and conditions no more or less favourable than those that it is reasonable to expect the school would have adopted if dealing with that entity at arm's length.

Related party disclosures have not been made for transactions with related parties that are within a normal supplier or client/recipient relationship on terms and condition no more or less favourable than those that it is reasonable to expect the school would have adopted in dealing with the party at arm's length in the same circumstances. Further, transactions with other government agencies (for example, Government departments and Crown entities) are not disclosed as related party transactions when they are consistent with the normal operating arrangements between government agencies and undertaken on the normal terms and conditions for such transactions.

17. Remuneration

Key management personnel compensation

Key management personnel of the School include all trustees of the Board, Principal, Deputy Principals and Heads of Departments.

	2017 Actual \$	2016 Actual \$
<i>Board Members</i>		
Remuneration	4,420	4,290
Full-time equivalent members	0.05	0.15
<i>Leadership Team</i>		
Remuneration	161,757	102,385
Full-time equivalent members	2.00	1.00
Total key management personnel remuneration	166,177	106,675
Total full-time equivalent personnel	2.05	1.15

The full time equivalent for Board members has been determined based on attendance at Board meetings, Committee meetings and for other obligations of the Board, such as stand downs and suspensions, plus the estimated time for Board members to prepare for meetings.

Principal

The total value of remuneration paid or payable to the Principal was in the following bands:

	2017 Actual \$000	2016 Actual \$000
Salaries and Other Short-term Employee Benefits:		
Salary and Other Payments	100 - 110	100 - 110
Benefits and Other Emoluments	-	-
Termination Benefits	-	-

Other Employees

The number of other employees with remuneration greater than \$100,000 was in the following bands:

Remuneration \$000	2017 FTE Number	2016 FTE Number
100 - 110	-	-
	0.00	0.00

The disclosure for 'Other Employees' does not include remuneration of the Principal.

18. Compensation and Other Benefits Upon Leaving

The total value of compensation or other benefits paid or payable to persons who ceased to be trustees, committee member, or employees during the financial year in relation to that cessation and number of persons to whom all or part of that total was payable was as follows:

	2017 Actual	2016 Actual
Total Number of People	-	-

19. Contingencies

There are no contingent liabilities and no contingent assets as at 31 December 2017 (Contingent liabilities and assets at 31 December 2016: nil).

20. Commitments

(a) Capital Commitments

As at 31 December 2017 the Board has entered into contract agreements for capital works as follows:

(a) contract for Electrical Work as agent for the Ministry of Education. This project is fully funded by the Ministry and \$8,213 has been received of which \$1,000 has been spent to balance date.

(Capital commitments at 31 December 2016: nil)

(b) Operating Commitments

As at 31 December 2017 the Board has entered into the following contracts:

(a) operating lease of laptops;

	2017 Actual \$	2016 Actual \$
No later than One Year	-	273
Later than One Year and No Later than Five Years	-	-
Later than Five Years	-	-
	-	273

21. Managing Capital

The School's capital is its equity and comprises capital contributions from the Ministry of Education for property, plant and equipment and accumulated surpluses and deficits. The School does not actively manage capital but attempts to ensure that income exceeds spending in most years. Although deficits can arise as planned in particular years, they are offset by planned surpluses in previous years or ensuing years.

22. Financial Instruments

The carrying amount of financial assets and liabilities in each of the financial instrument categories are as follows:

Loans and receivables

	2017 Actual \$	2017 Budget (Unaudited) \$	2016 Actual \$
Cash and Cash Equivalents	50,181	11,887	1,998
Receivables	17,506	21,764	18,924
Investments - Term Deposits	7,195	16,458	7,011
Total Loans and Receivables	74,882	50,109	27,933

Financial liabilities measured at amortised cost

Payables	78,838	84,564	50,018
Borrowings - Loans	-	-	-
Finance Leases	9,196	3,568	11,043
Painting Contract Liability	-	-	-
Total Financial Liabilities Measured at Amortised Cost	88,034	88,132	61,061

23. Events After Balance Date

There were no significant events after the balance date that impact these financial statements.

24. Comparative Figures

Some figures have been restated to ensure compliance with the Ministry of Education's Kiwi Park School model financial statements. This change does not materially alter the financial statements.

25. Breach of Section 89(2) of the Education Act 1989

The Board has failed to comply with Section 89(2) of the Education Act 1989 in that, unless authorised by the Secretary not to do so, every Board shall use the payroll service for the calculation and payment of the salaries and wages of all employees of the Board who are in the Education Service (within the meaning of the State Sector Act 1988).